



Wardrobe lift, Häfele Dresscode

Product details

Movement is dampened upwards

Easy installation and disassembly without tools

Concealed fixing

Wardrobe lift is held securely in position when open, also without weight

Version	Integrated soft closing mechanism for upward movement
---------	---

Load bearing capacity	10 kg
-----------------------	-------

Material	Arms and rail: Steel Pull rod: Plastic
----------	---

Installation	for push fitting into 5 mm drill holes without tools
--------------	--

Installation note	Only use tilting device if the wardrobe lift is fitted in the rear row of series drilled holes.
-------------------	---

Order reference

The adapter plates for installation with Häfele Dresscode connectors must be ordered separately.

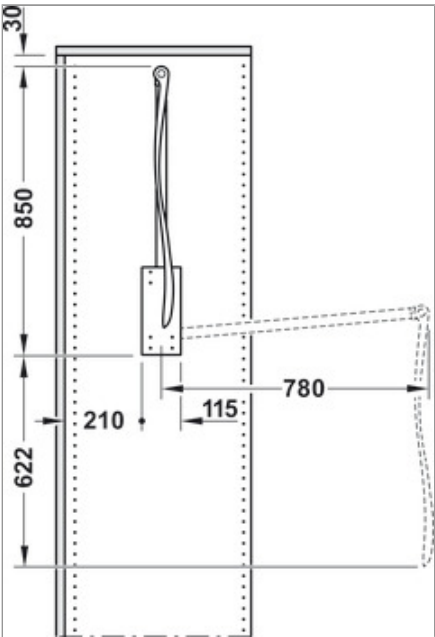
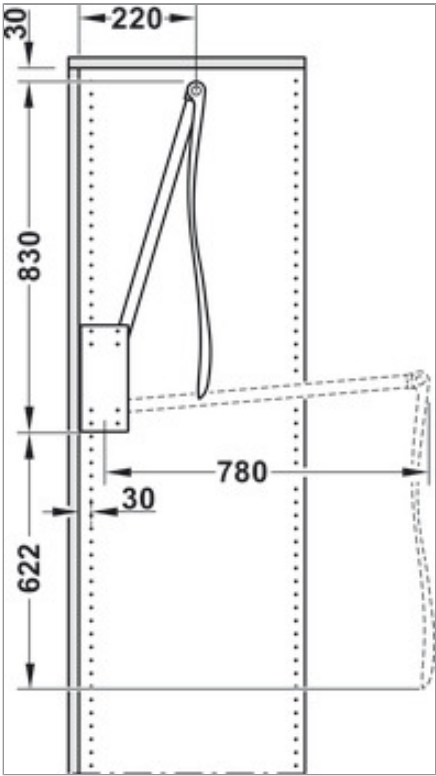
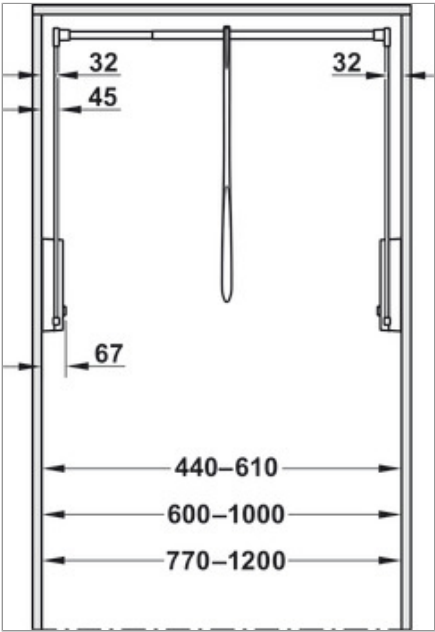
Supplied with

2 arms

1 wardrobe rail

1 pull rod

Installation drawings



Article table (3)

For internal cabinet width: 440–610 mm, umber grey, RAL 7022	Art. no. 805.22.562
For internal cabinet width: 440–610 mm, traffic white, RAL 9016	Art. no. 805.22.762
For internal cabinet width: 600–1000 mm, traffic white, RAL 9016	Art. no. 805.22.763

