



Wall unit lift, Kesseböhmer iMove

Product details

Cabinet contents can be accessed to 100% by everyone
Slightly pulling the handle is sufficient for perfect movement

- Min shelf cabinet height with single shelf and Fold-up fitting: 600 mm
Min shelf cabinet height with double shelf and Fold-up fitting: 690 mm

Load bearing capacity	8 kg
Area of application	suitable for hinged doors and lift fittings
Material	Steel, wood
Closing effect	Return with soft closing mechanism
Installation	For screw fixing with chipboard screws

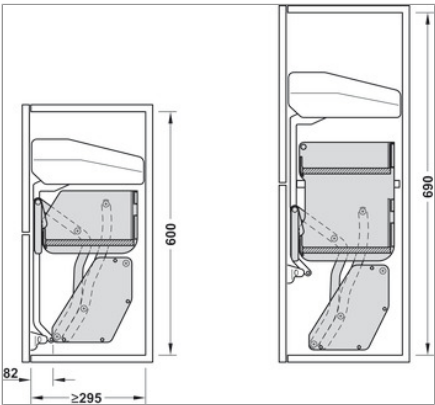
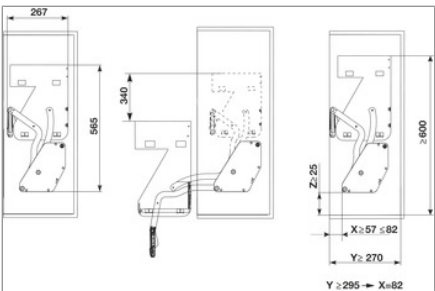
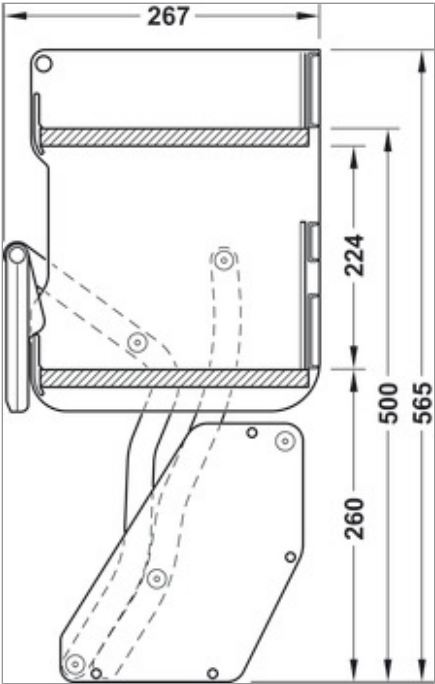
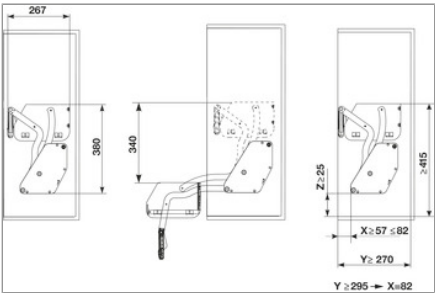
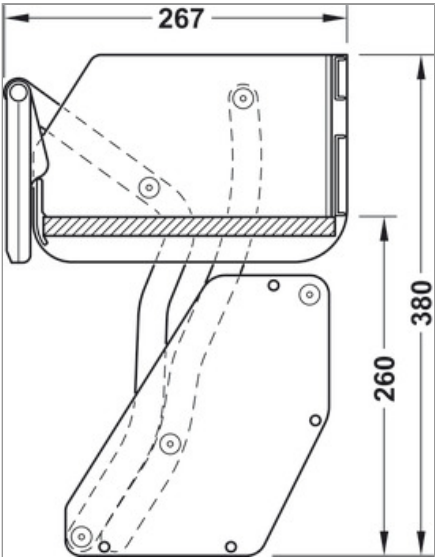
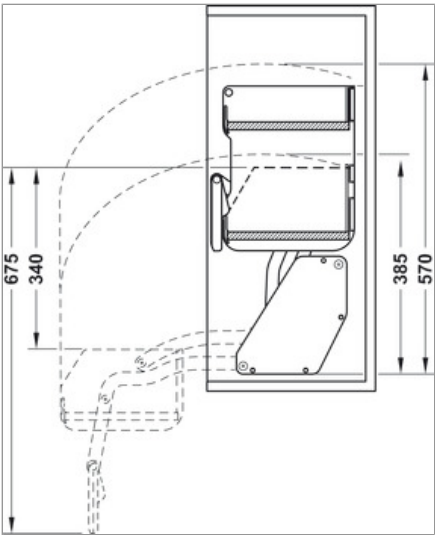
Supplied with

1 lift set
Fixing material
Installation instructions

Additional information attributes

Please see installation instructions for other installation options and cabinet heights.

Installation drawings



Article table (6)

For cabinet width 600 mm	Art. no. 504.68.313
For cabinet width 900 mm, anthracite	Art. no. 504.68.315
For cabinet width 600 mm, double shelf	Art. no. 504.68.323
For cabinet width 600 mm, silver coloured	Art. no. 504.68.933
For cabinet width 900 mm, silver coloured	Art. no. 504.68.935
For cabinet width 600 mm, double shelf, silver coloured	Art. no. 504.68.943