



Concealed hinge, Häfele Metallamat A/SM 92°, for 45° corner application

For screw fixing, drilling pattern 48/6, A slide-on system, 45°

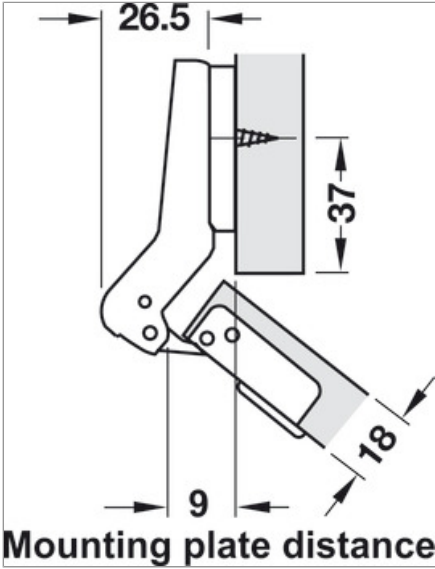
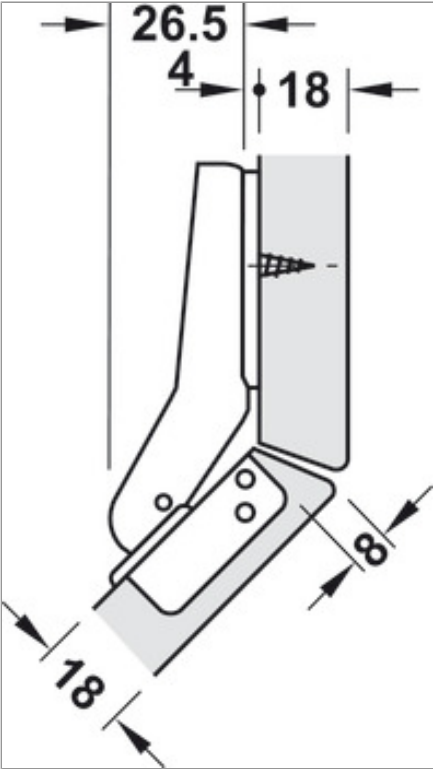
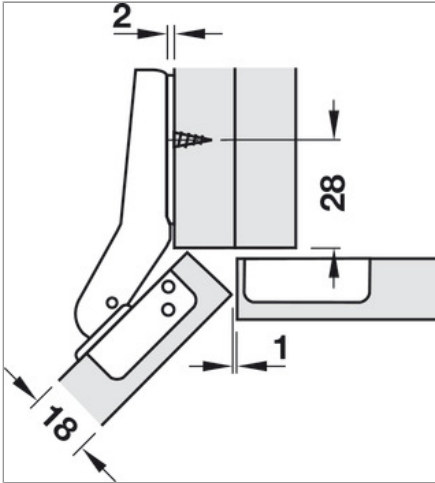
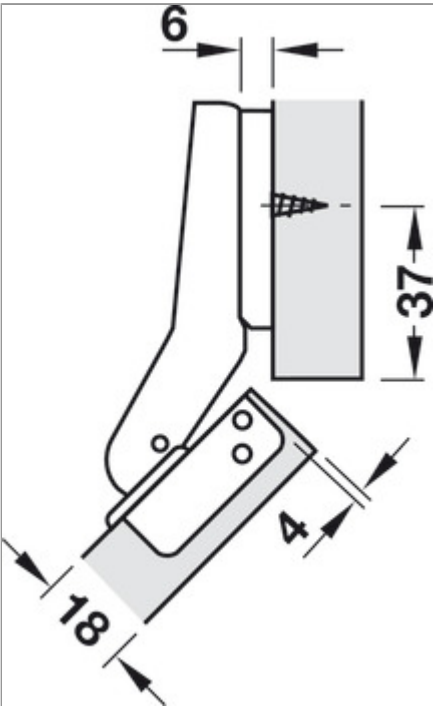
Art. no. 316.34.501

Article details

Area of application	for corner applications
Function	With automatic closing spring
Concealed hinge version	blind corner application
Crank type	High Cranked
For door material	Wood
Door processing for assembly	with cup drilling
Product Material	Cup: Steel, Hinge arm: Zinc alloy
Colour/finish	nickel plated
Opening angle	92°
Corner applications	45°
Cup drilling depth	12.50 mm
Cup fixing	for screw fixing
Drilling pattern	48/6
Adjustment facility	3-dimensional (with appropriate mounting plate)
Installation	Door on cabinet with slide-on system A or quick fixing system SM



Installation drawings



Mounting plate distance